

Better Solutions
for Storage

**WIRE
DECKING**



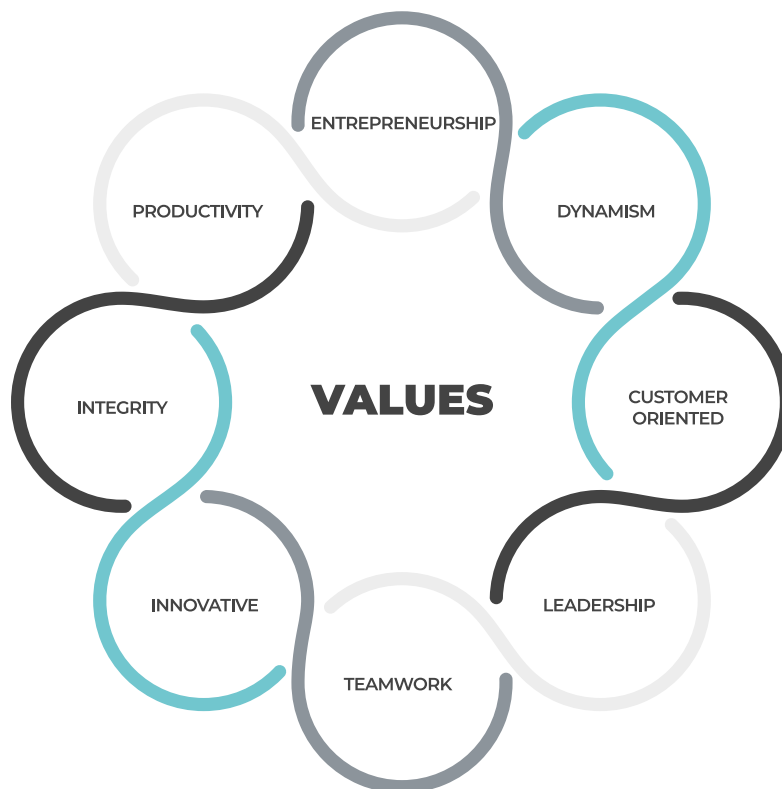
COMPANY PROFILE

Demma has started its production in 1974. **Demma** with the total area of **30.000 m²**, is the foremost wire deck and welded wire mesh manufacturer in Turkey with its young talented, expert staff and advanced production technology in international standards.

Our production capacity is about **30.000 tons** of wire mesh, light mesh and wire decking of **1.800.000 pieces** according to the norms of **American National Standard ANSI MH26.2-2007**.

Demma has been one of the leading companies in the industry by **exporting 75%** of its annual production to the **USA, Europe, Turkish Republics, Middle East and African** countries.

Our company headquarters is in Istanbul. **Demma** has been renewing its production lines and continuing its activities in a new factory in Çanakkale - Biga. There are nearly 50 authorized dealers in Turkey and we have 2 companies established in the UK and Germany which those branches market demma products across Europe.





Better Solutions
for Storage

WIRE DECKING






D-DECK TYPES




Inverted Type Decks

Designed for structural and box beams, these decks prevent debris accumulation, making them ideal for food handling. The inverted flared design with a waterfall edge ensures quick and easy installation.



Super Light Duty Decks

Suitable for loads up to 150kg with depths below 400mm. These decks do not require additional support.




Custom Wire Decks

Tailored to specific size and load requirements, these decks accommodate unique point and line loads for enhanced safety and durability. Various surface finishing options are available.



D-DECK TYPES




Flared Type Decks

A versatile design that fits box beams. The flared channel and waterfall edge provide a secure fit and easy installation.



Inside Waterfall Decks

Designed for step channel beams, these decks ensure a snug fit while keeping the beam's exterior accessible. The inside waterfall edge allows for fast installation.




U-Channel Decks

Engineered for standard step channel beams, these decks feature a waterfall design for secure placement and quick setup.



D-DECK ACCESSORIES



Anti-Collapse Mesh

Enhance warehouse safety with **anti-collapse mesh**, designed to integrate seamlessly into pallet racking systems. This sturdy barrier prevents stored items from falling or shifting, reducing accident risks while maintaining a secure and organized storage environment.



Dividers

Optimize space within storage bays with **dividers**, allowing for easy product separation on a single deck. These dividers are quick to install, requiring no tools—simply secure them into the racking below with two integrated clips. Available in various mesh designs and sizes to suit different storage needs.





Better Solutions
for Storage

**WIRE
DECKING**

HEAD OFFICE

Sogutluceme Mahallesi, Fevzi Cakmak Cad. No:6
34295, Kucukcekmece / Istanbul - TURKEY
Phone: +90 212 624 32 90 • www.demma.com
info@demma.com • export@demma.com

UK OFFICE

Tithe Barn Way, Swan Valley Ind Est., Northampton
NN4 9QY
Phone: +44 782 129 6988 - +44 791 608 8169
salesuk@demma.com

